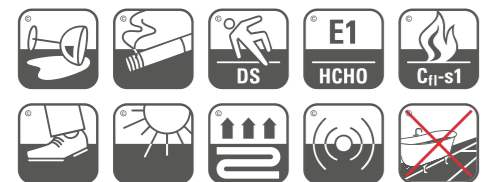


SWISS PRESTIGE



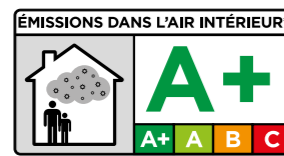
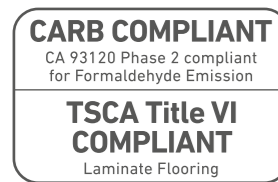
BY SWISS KRONO GROUP



produced and tested in compliance with EN 13329



Verlegung
La Pose
La Posa
Laying
Colocacion



swisskrono.ch

This laminate flooring was manufactured with MDF compliant with EPA TSCA Title VI and CARB ATCM 93120 Phase 2



SWISS KRONO AG is required by California state law to provide the following "California Proposition 65" statement for the exclusive use of California residents and/or for sales in California.


WARNING: Drilling, sawing, sanding, or machining wood products can expose you to wood dust, a substance known to the State of California to cause cancer. Avoid inhaling wood dust or use a dust mask or other safeguards for personal protection. For more information go to www.P65Warnings.ca.gov/wood



DE – Alle unsere Premium-Laminatfußböden haben sehr individuelle und einzigartige Planken. Für den Besten «Echt-holz-Effekt» empfehlen wir die Planken vor dem Verlegen anzuschauen und eine Vorauswahl zu treffen.

EN – All our premium laminates have very individual and distinctive planks. For best „real wood“ effect on complete floor area, planks should be preselected before laying.

FR – Tous nos sols stratifiés « Premium » sont exclusifs et uniques. Afin d'atteindre au mieux un effet « parquet bois » sur toute la surface du sol, les lames doivent être triées et sélectionnées avant la pose.



48 h

U < 70 %

> 18° / 64°F

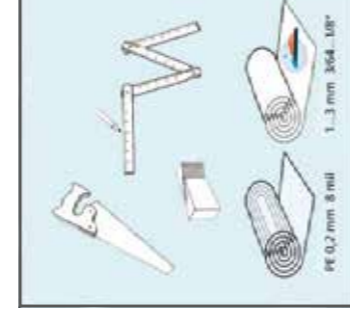
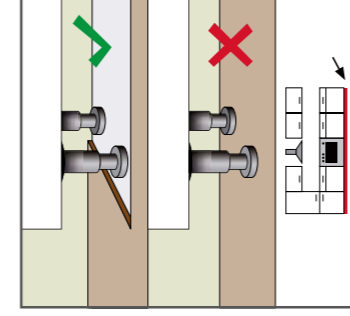
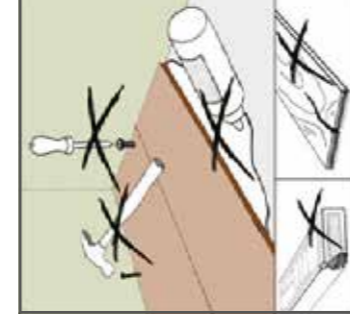
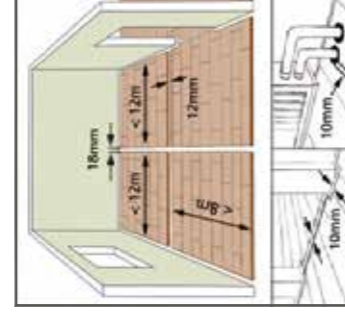
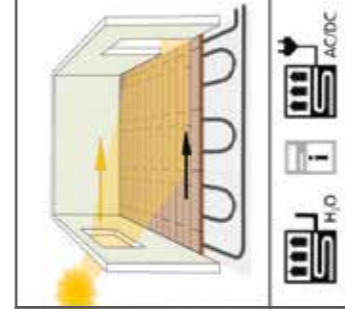
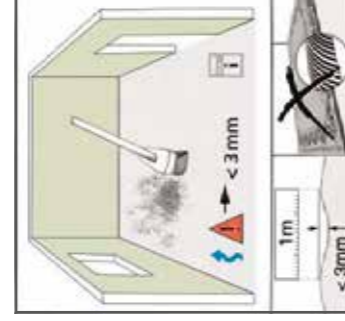


IT – Tutti i nostri laminati premium sono composti da doghe uniche e molto particolari. Per ottenere il miglior effetto „legno reale“ su un'area completa, i pannelli devono essere preselezionati prima della posa.

PT – A nossa gama de pavimentos premium é constituída por réguas individuais e muito distintas. Para o melhor efeito de „madeira natural“ na área a instalar, as réguas devem ser pré-selecionadas antes da instalação definitiva.

ES – Nuestra gama de suelos premium está constituida por tablas individuales y muy distintas. Para el mejor efecto de la „madera natural“ en el área a instalar, las tablas deben ser preseleccionadas antes de la instalación definitiva.

IMPORTANT INFORMATION



INSTALLATION

